

**Freedom of Information Act  
2000 – Statistics on  
implementation in central  
government  
Q1: January – March 2009**

Ministry of Justice  
Statistics bulletin

Published 25 June 2009





Ministry of  
**JUSTICE**

**Freedom of Information Act  
2000 – Statistics on  
implementation in central  
government  
Q1: January – March 2009**

Ministry of Justice  
Statistics bulletin

Also available on the Ministry of Justice website at  
[www.justice.gov.uk/publications/freedomofinformationquarterly.htm](http://www.justice.gov.uk/publications/freedomofinformationquarterly.htm)

# Contents

|  |    |
|--|----|
| Introduction   | 2  |
| Executive summary  | 3  |
| Commentary   | 4  |
| Tables   | 10 |
| Appendix A – Important note on the scope and consistency of the statistics | 24 |
| Appendix B – Government bodies included in these statistics                | 27 |
| Explanatory notes  | 32 |

## Introduction

The Freedom of Information Act 2000 (“Fol Act”) and the associated Environmental Information Regulations 2004 (“EIRs”) came fully into force on 1 January 2005. This bulletin covers the period January to March 2009 and presents the latest quarterly set of statistics on their implementation within central government.

The previous quarterly bulletins, together covering the period from January 2005 to December 2008, are available via the links on the following pages of the Ministry of Justice and Freedom of Information websites:

[www.justice.gov.uk/publications/freedomofinformationquarterly.htm](http://www.justice.gov.uk/publications/freedomofinformationquarterly.htm)

[www.foi.gov.uk/reference/statisticsAndReports.htm](http://www.foi.gov.uk/reference/statisticsAndReports.htm)

The statistics in this bulletin relate to the handling of written requests for information received by monitored bodies during the relevant time period. **They cover only “non-routine” information requests**, and information given out on request as a part of routine business should not be counted. **Appendix A** gives a definition of a “non-routine” request, and other information on the scope of these statistics.

This bulletin presents monitoring statistics for a total of 44 central government bodies, including all major departments of state. **Appendix B** gives a full list of monitored bodies.

## Executive summary

Departments of State reported receiving 6,019 “non-routine” information requests during the first quarter of 2009 (Q1). Other monitored bodies received 4,275 requests. Across all monitored bodies, a total of 10,294 requests were received, of which 92 per cent had been processed at the time of monitoring. This includes 211 requests handled under the amended Environmental Information Regulations (EIRs) which came into force on 1 January 2005. *[see Table 1]*

The 10,294 requests across all monitored bodies received in the first quarter of 2009 is 22 per cent greater than the 8,429 received during the corresponding quarter of 2008, and is the highest quarterly total since Q1 2005, the first quarter of the Freedom of Information Act’s implementation. *[see Table A]*

During Q1 of 2009, 86 per cent of all monitored bodies’ requests (excluding those “on hold” or lapsed) were “in time”, in that they were processed within the statutory deadline\* or were subject to a permitted deadline extension. This figure is slightly lower than in the previous quarter and in the corresponding quarter of 2008. *[see Table 2 and Table B]*

Of all “resolvable” requests received during Q1 of 2009 (i.e. requests where it was possible to make a substantive decision on whether to release the information being sought), 56 per cent were granted in full, slightly lower than in the previous quarter. *[see Table 3 and Table C]*

---

\* 20 working days generally, 30 working days for The National Archives

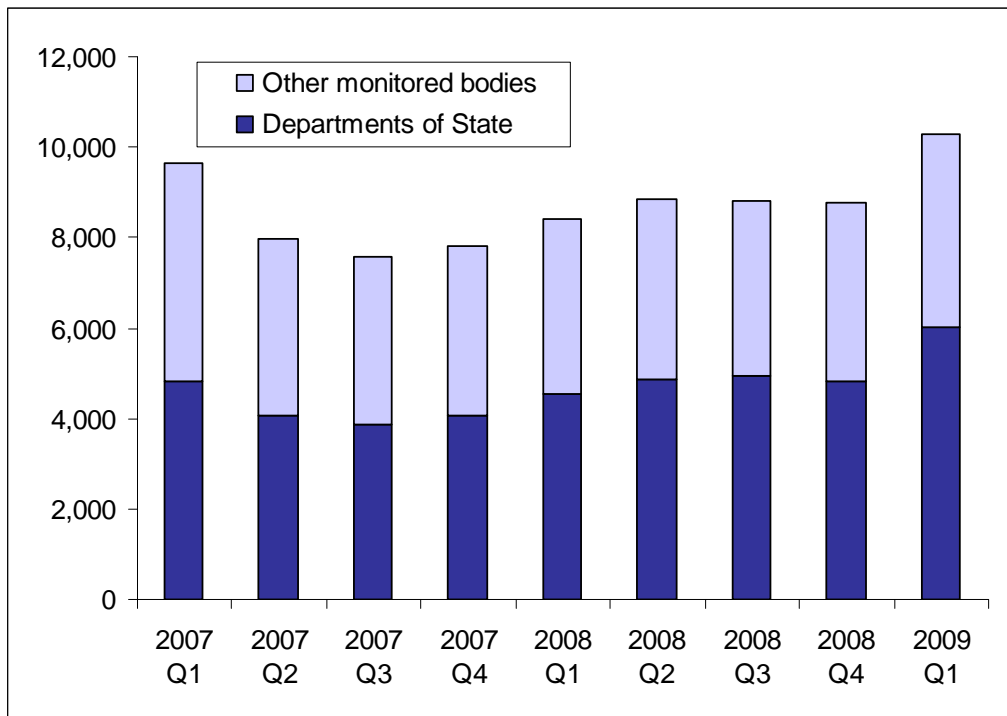
# Commentary

## Number of requests [see Table 1 and Table A]

Departments of State reported receiving a total of 6,019 information requests under the Freedom of Information Act and the associated Environmental Information Regulations during the quarter from 1 January to 31 March 2009 (Q1). Other monitored bodies reported having received 4,275 requests. Across all monitored bodies, therefore, a total of 10,294 requests were reported.

This overall total for Q1 of 2009 is 22 per cent greater than in the corresponding quarter last year (i.e. Q1 of 2008), and 17 per cent more than in the preceding quarter. It is the highest quarterly total number of requests received by monitored bodies since the very first quarter of the Act's implementation in Q1 2005. The number of requests received by Departments of State was 33 per cent more than during the same period last year, while the total received by other monitored bodies increased by 10 per cent. Departments of State accounted for 58 per cent of all requests received by monitored bodies in Q1 of 2009.

**Figure 1: Numbers of FoI requests received by Departments of State and other monitored bodies, quarterly from Q1 2007**



Of the Departments of State, the Ministry of Defence reported having received 758 requests during Q1, the highest departmental total. This was only one request more than the Ministry of Justice, whose total of 757 requests was the next highest. The Home Office (643), the Department for Transport (586), the Department for Work and Pensions (533), HM Treasury (446) and the Department of Health (423) were the other departments to

receive more than 400 requests in Q1. It should be noted that most of these departments' figures include requests received by some of their agencies (see Appendix B). The seven Departments of State listed above were among several which reported receiving an increased number of requests in Q1 compared to recent previous quarters.

Among other monitored bodies, the Health and Safety Executive reported having received 1,711 requests during Q1, while the National Archives received 1,056. The Health and Safety Executive is the only monitored body to have received more than 1,000 requests during each quarter since the Act was implemented.

Monitoring statistics also show the number of non-routine information requests that fell fully or mostly under the Environmental Information Regulations (EIRs). There were 211 such requests during the first quarter of 2009, accounting for 2.0 per cent of all requests received. The monitored bodies with the highest numbers of requests falling under the EIRs were the Rural Payments Agency with 60 requests, Communities and Local Government with 39 requests, and the Department for Environment, Food and Rural Affairs with 38 requests.

#### **Status of requests at time of monitoring** *[see Table 1]*

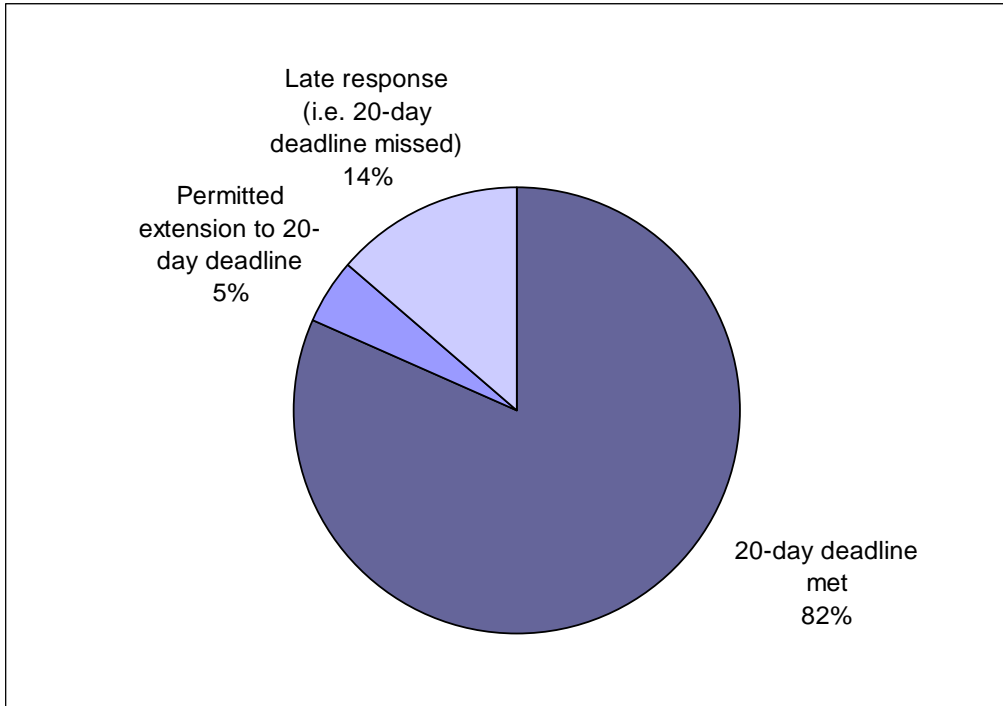
A large majority of requests (92 per cent) received during Q1 had been processed by the time monitoring information was collected. Of the 816 requests that were still being processed by the monitored bodies, 69 (8 per cent) were reported as "on hold" or "lapsed" because a fee had been charged but no payment had been received. These requests are effectively in suspension, since public authorities are not obliged to respond until the fee has been paid.

#### **Timeliness of response to requests** *[see Table 2 and Table B]*

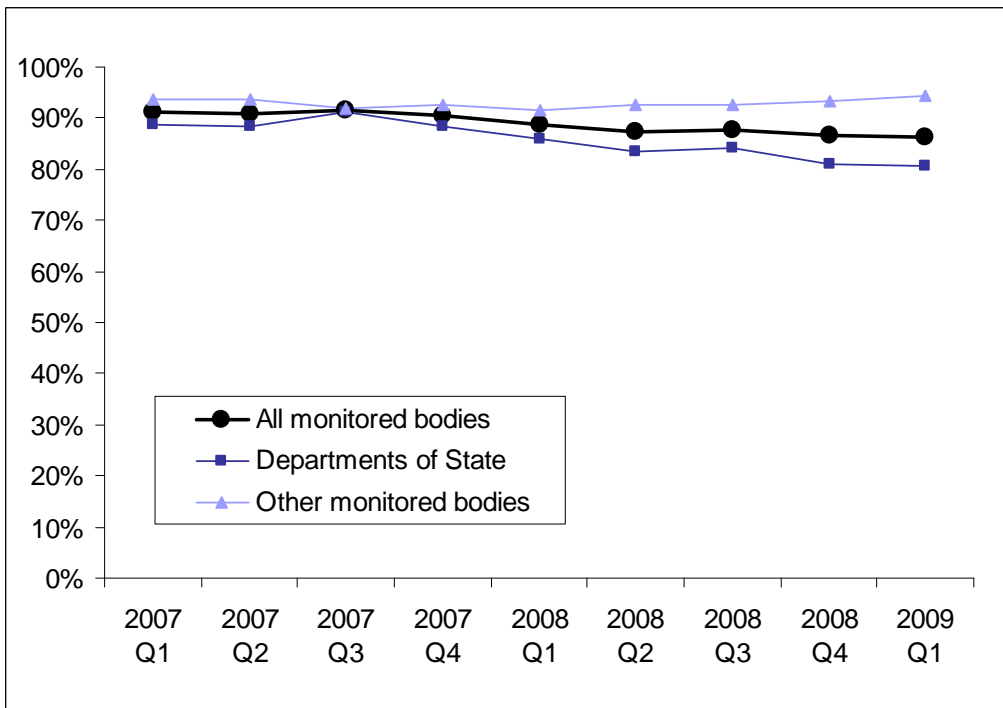
The FoI Act requires public bodies to respond to written requests for information within 20 working days of receipt (with limited exceptions, for example to allow additional time for the consideration of public interest). Across all monitored bodies, 82 per cent of requests received during Q1 of 2009 were sent a response within this standard deadline. Some 86 per cent of requests received during Q1 were "in time", in that they either received a response within the standard deadline or were subject to a permitted deadline extension. Compared to both the previous quarter (i.e. Q4 of 2008) and the corresponding quarter last year, the proportion of requests answered "in time" was slightly lower in Q1 2009, but the proportion of requests sent a response within the standard 20-day deadline was slightly higher.

Although the standard statutory deadline for response to a FoI request is 20 working days, a 30 working day deadline applies where requests relate wholly or partly to information transferred to the National Archives, which has provided response timeliness information on this basis.

**Figure 2: Timeliness of responses to FOI requests received by Departments of State and other monitored bodies in Q1 2009**



**Figure 3: Percentage of FOI requests processed “in time” by Departments of State and other monitored bodies, quarterly from Q1 2007**

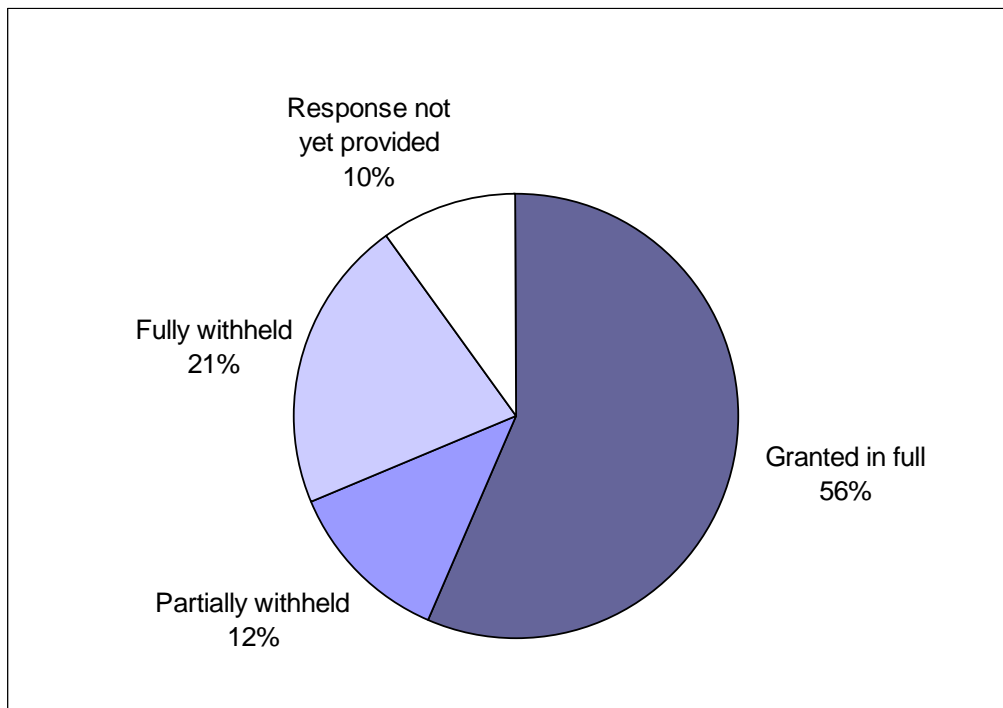


**Initial outcomes of requests [see Table 3 and Table C]**

Of the 10,294 requests reported during Q1 of 2009 across all monitored bodies, 69 were “on hold” awaiting a fee payment. In addition, a further 2,070 requests sought information that was not held, and 707 were responded to with “advice and assistance” because the body handling the request needed further information in order to identify the information being sought. As a result, the remaining 7,448 requests were assumed to be “resolvable”, in that it would have been possible to give a substantive decision on whether to release the information being sought.

Of the “resolvable” requests received during Q1, 56 per cent were granted in full, 12 per cent were withheld in part, and 21 per cent were withheld in full at the time of monitoring. The remaining 10 per cent had not yet received a substantive response.

**Figure 4: Initial outcomes of “resolvable” FoI requests received by Departments of State and other monitored bodies in Q1 2009**



The proportion of “resolvable” requests granted in full in Q1, 56 per cent, was marginally lower than in the previous quarter. The proportions of requests in Q1 that were withheld in part and withheld in full were both marginally higher than in the previous quarter.

### Use of exemptions and exceptions [see Table 4]

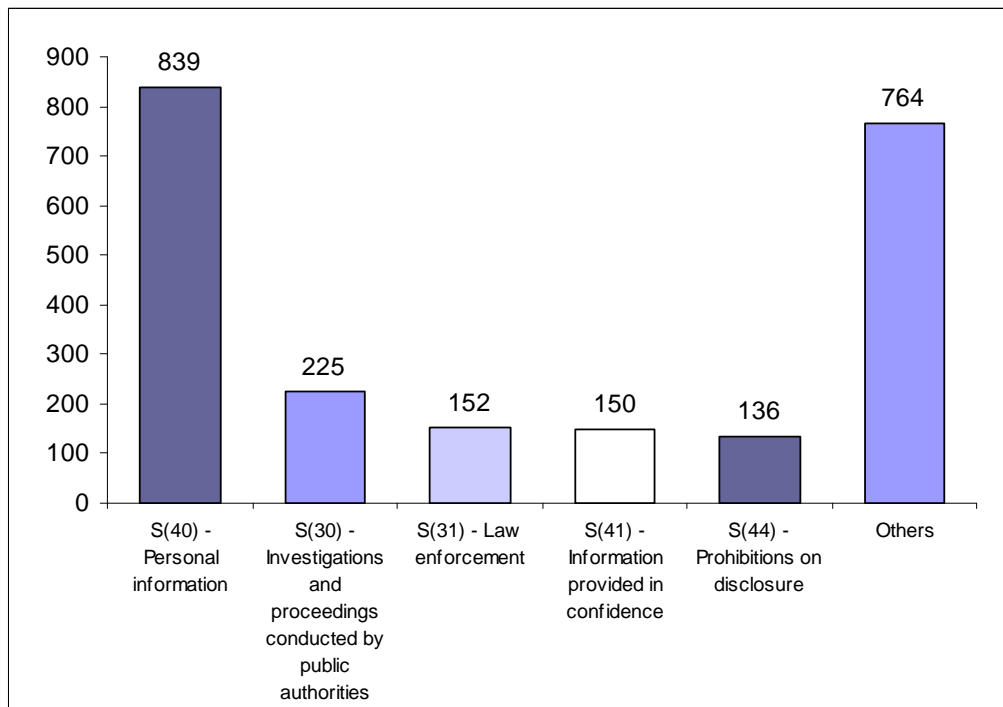
Under the Fol Act, a public authority can only refuse to provide requested information that it holds if:

- The request is considered vexatious or repeated
- The cost of compliance would exceed the appropriate limit
- The information falls in one or more of the categories of exempt information (“exemptions”) listed in Part II of the Act.

There are similar arrangements that apply to certain types of information under the EIRs. These list a number of “exceptions to the duty to disclose environmental information” in Part 3 of the Regulations.

Across all monitored bodies, a total of 1,910 requests were reported as having one or more of these exemptions or exceptions applied to them during Q1. This quarterly total is markedly higher than it was prior to Q3 of 2006 because it now includes data on exemption usage by the Health and Safety Executive, which was not previously available.

**Figure 5: Number of exemptions and exceptions applied by Departments of State and other monitored bodies on requests received in Q1 2009**



The most commonly applied exemptions or exceptions in Q1 were those listed at Section 40 of the Fol Act (relating to personal information), which was applied to 839 requests, Section 30 (investigations and proceedings conducted by public authorities), which was applied to 225 requests, and Section 31 (law enforcement), which was applied to 152 requests.

**Departmental name changes**

Please refer to note 1 in Appendix B for full details of departmental name changes that have occurred since Q1 2007, the period covered by the tables in this bulletin.

# Tables

## **Latest quarterly tables**

- Table 1. Number of non-routine information requests received by monitored bodies from 1 January – 31 March 2009, and their status at time of monitoring
- Table 2. Timeliness of response to non-routine information requests received by monitored bodies from 1 January – 31 March 2009
- Table 3. Initial outcomes of non-routine information requests received by monitored bodies from 1 January – 31 March 2009
- Table 4. Exemptions and exceptions applied by monitored bodies when withholding non-routine information requests received from 1 January – 31 March 2009

## **In-year performance and volume tables**

- Table A. Number of non-routine information requests received by monitored bodies, by quarter, since 1 January 2007
- Table B. Proportion of non-routine information requests received by monitored bodies that were answered “in time”, by quarter, since 1 January 2007
- Table C. Proportion of resolvable non-routine information requests received by monitored bodies that were granted in full, by quarter, since 1 January 2007

**TABLE 1**

**Number of non-routine information requests received from 1 January - 31 March 2009, and their status at time of monitoring<sup>1</sup>**

| Government body   | Total requests received | Request status at time of monitoring <sup>1</sup> |                       |  |            |
|---|-------------------------|---|-----------------------|--|------------|
|   |                         | Processed "On hold" or lapsed <sup>2</sup>        | Still being processed | Number handled under EIRs <sup>3</sup> |            |
| <b>TOTAL for all monitored bodies</b>                     | <b>10,294</b>           | <b>9,478</b>                                      | <b>69</b>             | <b>747</b>                             | <b>211</b> |
| <b>TOTAL for Departments of State only</b>                | <b>6,019</b>            | <b>5,407</b>                                      | <b>0</b>              | <b>612</b>                             | <b>123</b> |
| <b>TOTAL for other monitored bodies</b>                   | <b>4,275</b>            | <b>4,071</b>                                      | <b>69</b>             | <b>135</b>                             | <b>88</b>  |
| <b><i>Departments of State</i></b>                        |                         |   |                       |  |            |
| Attorney General's Office                                 | 19                      | 19  | 0                     | 0                                      | 0          |
| Cabinet Office  | 274                     | 261   | 0                     | 13                                     | 1          |
| Communities and Local Government                          | 204                     | 200   | 0                     | 4                                      | 39         |
| Department for Business, Enterprise and Regulatory Reform | 216                     | 190   | 0                     | 26                                     | 0          |
| Department for Children, Schools and Families             | 217                     | 208   | 0                     | 9                                      | 0          |
| Department for Culture, Media and Sport #                 | 176                     | 164   | 0                     | 12                                     | 1          |
| Department for Environment, Food and Rural Affairs        | 131                     | 125   | 0                     | 6                                      | 38         |
| Department for Innovation, Universities and Skills        | 74                      | 67  | 0                     | 7                                      | 0          |
| Department for International Development                  | 80                      | 78  | 0                     | 2                                      | 0          |
| Department for Transport #                                | 586                     | 553   | 0                     | 33                                     | 25         |
| Department for Work and Pensions #                        | 533                     | 491   | 0                     | 42                                     | 1          |
| Department of Energy and Climate Change                   | 55                      | 52  | 0                     | 3                                      | 7          |
| Department of Health                                      | 423                     | 405   | 0                     | 18                                     | 0          |
| Export Credits Guarantee Department                       | 9                       | 9   | 0                     | 0                                      | 0          |
| Foreign and Commonwealth Office                           | 281                     | 266   | 0                     | 15                                     | 4          |
| HM Treasury   | 446                     | 433   | 0                     | 13                                     | 2          |
| Home Office #   | 643                     | 516   | 0                     | 127                                    | 0          |
| Ministry of Defence #                                     | 758                     | 625   | 0                     | 133                                    | 0          |
| Ministry of Justice #                                     | 757                     | 621   | 0                     | 136                                    | 2          |
| Northern Ireland Office                                   | 65                      | 62  | 0                     | 3                                      | 1          |
| Scotland Office   | 58                      | 48  | 0                     | 10                                     | 2          |
| Wales Office  | 14                      | 14  | 0                     | 0                                      | 0          |

**TABLE 1 continued**

**Number of non-routine information requests received from 1 January - 31 March 2009, and their status at time of monitoring<sup>1</sup>**

| Government body                                   | Total requests received | Request status at time of monitoring <sup>1</sup> |                                  |                       |  |
|---|-------------------------|---|----------------------------------|-----------------------|--|
|   |                         | Processed   | "On hold" or lapsed <sup>2</sup> | Still being processed | Number handled under EIRs <sup>3</sup> |
| <b><i>Other bodies included in monitoring</i></b> |                         |   |                                  |                       |  |
| Central Office of Information                     | 20                      | 20  | 0                                | 0                     | 0                                      |
| Charity Commission                                | 142                     | 142   | 0                                | 0                     | 0                                      |
| Child Maintenance and Enforcement Commission      | 33                      | 29  | 0                                | 4                     | 0                                      |
| Crown Prosecution Service                         | 125                     | 123   | 0                                | 2                     | 0                                      |
| Debt Management Office                            | 4                       | 4   | 0                                | 0                     | 0                                      |
| Food Standards Agency                             | 28                      | 27  | 0                                | 1                     | 0                                      |
| Health and Safety Executive                       | 1,711                   | 1,660   | 0                                | 51                    | 25                                     |
| HM Land Registry                                  | 33                      | 33  | 0                                | 0                     | 0                                      |
| HM Revenue and Customs                            | 323                     | 313   | 0                                | 10                    | 0                                      |
| National Archives                                 | 1,056                   | 929   | 69                               | 58                    | 1                                      |
| National Savings and Investments                  | 33                      | 32  | 0                                | 1                     | 0                                      |
| Office for National Statistics                    | 32                      | 32  | 0                                | 0                     | 0                                      |
| Office for Standards in Education                 | 318                     | 318   | 0                                | 0                     | 0                                      |
| Office of Fair Trading                            | 79                      | 79  | 0                                | 0                     | 0                                      |
| Office of Gas and Electricity Markets (OFGEM)     | 53                      | 52  | 0                                | 1                     | 1                                      |
| Office of Rail Regulation                         | 63                      | 60  | 0                                | 3                     | 1                                      |
| Ordnance Survey                                   | 37                      | 36  | 0                                | 1                     | 0                                      |
| Royal Mint  | 5                       | 5   | 0                                | 0                     | 0                                      |
| Rural Payments Agency                             | 73                      | 71  | 0                                | 2                     | 60                                     |
| Serious Fraud Office                              | 27                      | 26  | 0                                | 1                     | 0                                      |
| Treasury Solicitor's Department                   | 55                      | 55  | 0                                | 0                     | 0                                      |
| Water Services Regulation Authority (OFWAT)       | 25                      | 25  | 0                                | 0                     | 0                                      |

# - Figures supplied by these departments of state count non-routine information requests received by one or more of their agencies, as well those received by the departments themselves. Appendix B gives full details.

**Notes**

1 - Monitoring returns were submitted to the Ministry of Justice during May 2009.

2 - Requests "on hold" are those where a fee has been charged but no payment has been received at the time of monitoring. These requests are effectively suspended since public authorities are not obliged to respond until payment has been made.

Where a fee is charged and the deadline for payment expires, the request is deemed to have "lapsed" as no further action is required from the public authority.

3 - The amended Environmental Information Regulations 2004 (EIRs) came into force on 1 January 2005 to coincide with the FoI Act. For further information on the EIRs, see the main Notes section of this publication.

TABLE 2

Timeliness of response to non-routine information requests received by monitored bodies from 1 January - 31 March 2009

| Government body   | Total requests received (excluding on-hold and lapsed <sup>1</sup> ) | Timeliness of response |   |   | Percentage of requests meeting 20-day deadline | Percentage of requests "in time" (i.e. meeting deadline or with permitted extension) |
|---|--|------------------------|---|---|--|--|
|   |  | 20-day deadline met    | Permitted extension <sup>2</sup> to 20-day deadline | Late response (i.e. 20-day deadline missed) |  |  |
| <b>TOTAL for all monitored bodies</b>                     | <b>10,225</b>  | <b>8,352</b>           | <b>484</b>  | <b>1,389</b>                                | <b>82%</b>                                     | <b>86%</b>   |
| <b>TOTAL for Departments of State only</b>                | <b>6,019</b>   | <b>4,489</b>           | <b>372</b>  | <b>1,158</b>                                | <b>75%</b>                                     | <b>81%</b>   |
| <b>TOTAL for other monitored bodies</b>                   | <b>4,206</b>   | <b>3,863</b>           | <b>112</b>  | <b>231</b>                                  | <b>92%</b>                                     | <b>95%</b>   |
| <b>Departments of State</b>                               |  |                        |   |   |  |  |
| Attorney General's Office                                 | 19   | 16                     | 1   | 2   | *  | *  |
| Cabinet Office  | 274  | 228                    | 34  | 12  | 83%  | 96%  |
| Communities and Local Government                          | 204  | 179                    | 13  | 12  | 88%  | 94%  |
| Department for Business, Enterprise and Regulatory Reform | 216  | 144                    | 22  | 50  | 67%  | 77%  |
| Department for Children, Schools and Families             | 217  | 185                    | 4   | 28  | 85%  | 87%  |
| Department for Culture, Media and Sport #                 | 176  | 148                    | 28  | 0   | 84%  | 100%   |
| Department for Environment, Food and Rural Affairs        | 131  | 91                     | 28  | 12  | 69%  | 91%  |
| Department for Innovation, Universities and Skills        | 74   | 48                     | 1   | 25  | 65%  | 66%  |
| Department for International Development                  | 80   | 65                     | 12  | 3   | 81%  | 96%  |
| Department for Transport #                                | 586  | 513                    | 13  | 60  | 88%  | 90%  |
| Department for Work and Pensions #                        | 533  | 413                    | 0   | 120   | 77%  | 77%  |
| Department of Energy and Climate Change                   | 55   | 42                     | 4   | 9   | 76%  | 84%  |
| Department of Health                                      | 423  | 355                    | 20  | 48  | 84%  | 89%  |
| Export Credits Guarantee Department                       | 9  | 9                      | 0   | 0   | *  | *  |
| Foreign and Commonwealth Office                           | 281  | 228                    | 41  | 12  | 81%  | 96%  |
| HM Treasury   | 446  | 422                    | 21  | 3   | 95%  | 99%  |
| Home Office #   | 643  | 388                    | 81  | 174   | 60%  | 73%  |
| Ministry of Defence #                                     | 758  | 477                    | 27  | 254   | 63%  | 66%  |
| Ministry of Justice #                                     | 757  | 439                    | 13  | 305   | 58%  | 60%  |
| Northern Ireland Office                                   | 65   | 58                     | 5   | 2   | 89%  | 97%  |
| Scotland Office   | 58   | 27                     | 4   | 27  | 47%  | 53%  |
| Wales Office  | 14   | 14                     | 0   | 0   | *  | *  |

**TABLE 2 continued**

**Timeliness of response to non-routine information requests received by monitored bodies from 1 January - 31 March 2009**

| Government body                               | Total requests received (excluding on-hold and lapsed <sup>1</sup> ) | Timeliness of response |   |   | Percentage of requests meeting 20-day deadline | Percentage of requests "in time" (i.e. meeting deadline or with permitted extension) |
|---|--|------------------------|---|---|--|--|
|   |  | 20-day deadline met    | Permitted extension <sup>2</sup> to 20-day deadline | Late response (i.e. 20-day deadline missed) |  |  |
| <b>Other bodies included in monitoring</b>    |  |                        |   |   |  |  |
| Central Office of Information                 | 20   | 20                     | 0   | 0   | *  | *  |
| Charity Commission                            | 142  | 139                    | 1   | 2   | 98%  | 99%  |
| Child Maintenance and Enforcement Commission  | 33   | 12                     | 0   | 21  | 36%  | 36%  |
| Crown Prosecution Service                     | 125  | 121                    | 3   | 1   | 97%  | 99%  |
| Debt Management Office                        | 4  | 4                      | 0   | 0   | *  | *  |
| Food Standards Agency                         | 28   | 27                     | 1   | 0   | 96%  | 100%   |
| Health and Safety Executive                   | 1,711  | 1,584                  | 23  | 104   | 93%  | 94%  |
| HM Land Registry                              | 33   | 31                     | 0   | 2   | 94%  | 94%  |
| HM Revenue and Customs                        | 323  | 283                    | 2   | 38  | 88%  | 88%  |
| National Archives ^                           | 987  | 894                    | 71  | 22  | 91%  | 98%  |
| National Savings and Investments              | 33   | 30                     | 1   | 2   | 91%  | 94%  |
| Office for National Statistics                | 32   | 27                     | 2   | 3   | 84%  | 91%  |
| Office for Standards in Education             | 318  | 310                    | 2   | 6   | 97%  | 98%  |
| Office of Fair Trading                        | 79   | 76                     | 0   | 3   | 96%  | 96%  |
| Office of Gas and Electricity Markets (OFGEM) | 53   | 48                     | 0   | 5   | 91%  | 91%  |
| Office of Rail Regulation                     | 63   | 57                     | 4   | 2   | 90%  | 97%  |
| Ordnance Survey                               | 37   | 35                     | 0   | 2   | 95%  | 95%  |
| Royal Mint                                    | 5  | 5                      | 0   | 0   | *  | *  |
| Rural Payments Agency                         | 73   | 70                     | 1   | 2   | 96%  | 97%  |
| Serious Fraud Office                          | 27   | 23                     | 0   | 4   | 85%  | 85%  |
| Treasury Solicitor's Department               | 55   | 53                     | 1   | 1   | 96%  | 98%  |
| Water Services Regulation Authority (OFWAT)   | 25   | 14                     | 0   | 11  | 56%  | 56%  |

**Notes**

\* - These percentages are not shown because the number of qualifying requests is 20 or fewer.

# - Figures supplied by these departments of state count non-routine information requests received by one or more of their agencies, as well those received by the departments themselves. Appendix B gives full details.

^ - Although the standard statutory deadline for responding to an information request is 20 working days, a 30-day deadline applies where requests relate wholly or partly to archived information. The National Archives' timeliness figures are therefore reported on this basis.

1 - Requests "on hold" or "lapsed" are those where a fee has been charged but no payment has been received. These requests are effectively suspended since public authorities are not obliged to respond until payment has been made. They are therefore excluded from the calculation of timeliness measures.

2 - "Permitted extensions" include:

Requests where the 20-day deadline for response under the Freedom of Information Act is extended to allow for consideration of the balance of the public interest.

Requests where the 20-day deadline for response under the Environmental Information Regulations is extended because of the complexity or volume of the request.

**TABLE 3**  
**Initial outcomes of non-routine information requests received by monitored bodies from 1 January - 31 March 2009**

| Government body   | Total requests received (excluding on-hold and lapsed <sup>1</sup> ) | Requests where advice and assistance <sup>2</sup> provided | Requests where information not held | Total "resolvable" requests <sup>3</sup> | Initial outcome of request |                    |                             |  | Percentage of resolvable requests granted in full | Percentage of resolvable requests withheld in full |
|---|--|--|-------------------------------------|--|----------------------------|--------------------|-----------------------------|--|---|--|
|   |  |  |                                     |  | Granted in full            | Partially withheld | Fully withheld <sup>4</sup> | Response not yet provided <sup>5</sup> |   |  |
| <b>TOTAL for all monitored bodies</b>                     | <b>10,225</b>  | <b>707</b>   | <b>2,070</b>                        | <b>7,448</b>                             | <b>4,205</b>               | <b>897</b>         | <b>1,599</b>                | <b>747</b>                             | <b>56%</b>  | <b>21%</b>   |
| <b>TOTAL for Departments of State only</b>                | <b>6,019</b>   | <b>408</b>   | <b>1,189</b>                        | <b>4,422</b>                             | <b>2,429</b>               | <b>395</b>         | <b>986</b>                  | <b>612</b>                             | <b>55%</b>  | <b>22%</b>   |
| <b>TOTAL for other monitored bodies</b>                   | <b>4,206</b>   | <b>299</b>   | <b>881</b>                          | <b>3,026</b>                             | <b>1,776</b>               | <b>502</b>         | <b>613</b>                  | <b>135</b>                             | <b>59%</b>  | <b>20%</b>   |
| <b>Departments of State</b>                               |  |  |                                     |  |                            |                    |                             |  |   |  |
| Attorney General's Office                                 | 19   | 1  | 10                                  | 8  | 3                          | 2                  | 3                           | 0                                      | *   | *  |
| Cabinet Office  | 274  | 33   | 80                                  | 161                                      | 43                         | 10                 | 95                          | 13                                     | 27%   | 59%  |
| Communities and Local Government                          | 204  | 0  | 47                                  | 157                                      | 106                        | 29                 | 18                          | 4                                      | 68%   | 11%  |
| Department for Business, Enterprise and Regulatory Reform | 216  | 9  | 41                                  | 166                                      | 52                         | 44                 | 44                          | 26                                     | 31%   | 27%  |
| Department for Children, Schools and Families             | 217  | 11   | 49                                  | 157                                      | 109                        | 8                  | 31                          | 9                                      | 69%   | 20%  |
| Department for Culture, Media and Sport #                 | 176  | 19   | 41                                  | 116                                      | 70                         | 14                 | 20                          | 12                                     | 60%   | 17%  |
| Department for Environment, Food and Rural Affairs        | 131  | 4  | 15                                  | 112                                      | 74                         | 18                 | 14                          | 6                                      | 66%   | 13%  |
| Department for Innovation, Universities and Skills        | 74   | 7  | 10                                  | 57                                       | 37                         | 2                  | 11                          | 7                                      | 65%   | 19%  |
| Department for International Development                  | 80   | 0  | 6                                   | 74                                       | 49                         | 8                  | 15                          | 2                                      | 66%   | 20%  |
| Department for Transport #                                | 586  | 3  | 54                                  | 529                                      | 400                        | 41                 | 55                          | 33                                     | 76%   | 10%  |
| Department for Work and Pensions #                        | 533  | 0  | 61                                  | 472                                      | 317                        | 13                 | 100                         | 42                                     | 67%   | 21%  |
| Department of Energy and Climate Change                   | 55   | 3  | 10                                  | 42                                       | 15                         | 8                  | 16                          | 3                                      | 36%   | 38%  |
| Department of Health                                      | 423  | 4  | 116                                 | 303                                      | 207                        | 27                 | 51                          | 18                                     | 68%   | 17%  |
| Export Credits Guarantee Department                       | 9  | 0  | 0                                   | 9  | 7                          | 1                  | 1                           | 0                                      | *   | *  |
| Foreign and Commonwealth Office                           | 281  | 17   | 35                                  | 229                                      | 63                         | 59                 | 92                          | 15                                     | 28%   | 40%  |
| HM Treasury   | 446  | 89   | 168                                 | 189                                      | 78                         | 14                 | 84                          | 13                                     | 41%   | 44%  |
| Home Office #   | 643  | 87   | 145                                 | 411                                      | 165                        | 27                 | 92                          | 127                                    | 40%   | 22%  |
| Ministry of Defence #                                     | 758  | 14   | 106                                 | 638                                      | 374                        | 40                 | 91                          | 133                                    | 59%   | 14%  |
| Ministry of Justice #                                     | 757  | 104  | 156                                 | 497                                      | 198                        | 21                 | 142                         | 136                                    | 40%   | 29%  |
| Northern Ireland Office                                   | 65   | 1  | 18                                  | 46                                       | 30                         | 7                  | 6                           | 3                                      | 65%   | 13%  |
| Scotland Office   | 58   | 0  | 21                                  | 37                                       | 22                         | 2                  | 3                           | 10                                     | 59%   | 8%   |
| Wales Office  | 14   | 2  | 0                                   | 12                                       | 10                         | 0                  | 2                           | 0                                      | *   | *  |

**TABLE 3 continued**  
**Initial outcomes of non-routine information requests received by monitored bodies from 1 January - 31 March 2009**

| Government body                               | Total requests received (excluding on-hold and lapsed <sup>1</sup> ) | Requests where advice and assistance <sup>2</sup> provided | Requests where information not held | Total "resolvable" requests <sup>3</sup> | Initial outcome of request |                    |                             |  | Percentage of resolvable requests granted in full | Percentage of resolvable requests withheld in full |
|---|--|--|-------------------------------------|--|----------------------------|--------------------|-----------------------------|--|---|--|
|   |  |  |                                     |  | Granted in full            | Partially withheld | Fully withheld <sup>4</sup> | Response not yet provided <sup>5</sup> |   |  |
| <b>Other bodies included in monitoring</b>    |  |  |                                     |  |                            |                    |                             |  |   |  |
| Central Office of Information                 | 20   | 0  | 8                                   | 12                                       | 11                         | 0                  | 1                           | 0                                      | *   | *  |
| Charity Commission                            | 142  | 12   | 17                                  | 113                                      | 74                         | 27                 | 12                          | 0                                      | 65%   | 11%  |
| Child Maintenance and Enforcement Commission  | 33   | 0  | 1                                   | 32                                       | 22                         | 0                  | 6                           | 4                                      | 69%   | 19%  |
| Crown Prosecution Service                     | 125  | 14   | 34                                  | 77                                       | 43                         | 11                 | 21                          | 2                                      | 56%   | 27%  |
| Debt Management Office                        | 4  | 0  | 1                                   | 3  | 3                          | 0                  | 0                           | 0                                      | *   | *  |
| Food Standards Agency                         | 28   | 0  | 0                                   | 28                                       | 10                         | 14                 | 3                           | 1                                      | 36%   | 11%  |
| Health and Safety Executive                   | 1,711  | 70   | 546                                 | 1,095                                    | 561                        | 245                | 238                         | 51                                     | 51%   | 22%  |
| HM Land Registry                              | 33   | 0  | 0                                   | 33                                       | 32                         | 0                  | 1                           | 0                                      | 97%   | 3%   |
| HM Revenue and Customs                        | 323  | 1  | 51                                  | 271                                      | 181                        | 9                  | 71                          | 10                                     | 67%   | 26%  |
| National Archives                             | 987  | 153  | 129                                 | 705                                      | 500                        | 35                 | 112                         | 58                                     | 71%   | 16%  |
| National Savings and Investments              | 33   | 0  | 1                                   | 32                                       | 30                         | 0                  | 1                           | 1                                      | 94%   | 3%   |
| Office for National Statistics                | 32   | 0  | 8                                   | 24                                       | 15                         | 3                  | 6                           | 0                                      | 63%   | 25%  |
| Office for Standards in Education             | 318  | 0  | 41                                  | 277                                      | 124                        | 80                 | 73                          | 0                                      | 45%   | 26%  |
| Office of Fair Trading                        | 79   | 21   | 3                                   | 55                                       | 12                         | 6                  | 37                          | 0                                      | 22%   | 67%  |
| Office of Gas and Electricity Markets (OFGEM) | 53   | 4  | 10                                  | 39                                       | 24                         | 9                  | 5                           | 1                                      | 62%   | 13%  |
| Office of Rail Regulation                     | 63   | 9  | 8                                   | 46                                       | 36                         | 6                  | 1                           | 3                                      | 78%   | 2%   |
| Ordnance Survey                               | 37   | 5  | 5                                   | 27                                       | 17                         | 7                  | 2                           | 1                                      | 63%   | 7%   |
| Royal Mint                                    | 5  | 0  | 0                                   | 5  | 3                          | 2                  | 0                           | 0                                      | *   | *  |
| Rural Payments Agency                         | 73   | 6  | 1                                   | 66                                       | 45                         | 8                  | 11                          | 2                                      | 68%   | 17%  |
| Serious Fraud Office                          | 27   | 4  | 7                                   | 16                                       | 3                          | 3                  | 9                           | 1                                      | *   | *  |
| Treasury Solicitor's Department               | 55   | 0  | 7                                   | 48                                       | 14                         | 31                 | 3                           | 0                                      | 29%   | 6%   |
| Water Services Regulation Authority (OFWAT)   | 25   | 0  | 3                                   | 22                                       | 16                         | 6                  | 0                           | 0                                      | 73%   | 0%   |

**Notes**

\* - These percentages are not shown because the number of qualifying requests is 20 or fewer.

# - Figures supplied by these departments of state count non-routine information requests received by one or more of their agencies, as well those received by the departments themselves. Appendix B gives full details.

1 - Requests "on hold" or "lapsed" are those where a fee has been charged but no payment has been received. These requests are effectively suspended since public authorities are not obliged to respond until payment has been made.

2 - "Advice and assistance" would be provided to a requester when the body "reasonably requires further information in order to identify and locate the information requested". See section 1(3) of the Freedom of Information Act for further details.

3 - "Resolvable requests" are all those where it is possible to make a substantive decision on whether to release the requested information. They exclude requests which are lapsed or "on-hold", where the information was not held, and where it was necessary to provide advice and assistance (see note above) since in each of these cases it would not have been possible to resolve the request in the form it was asked.

4 - "Fully withheld" requests include those which were refused because it was estimated that the cost of complying with the request would exceed the appropriate limit.

5 - This table counts as "resolvable" all requests where a response has not yet been provided. This assumption is likely to be generally true but may be incorrect in a small number of cases.

It should also be noted that requests where a response has not yet been provided are more likely to involve considerations which are complex and finely balanced. As a result, it cannot be assumed that these requests will be granted and refused in the same proportions as "resolvable" requests in general.

TABLE 4

Exemptions and exceptions<sup>1</sup> applied by monitored bodies\* when withholding non-routine information requests received from 1 January - 31 March 2009

| Exemption / Exception <sup>1</sup>  | Number of requests where exemption used |                        |              |
|---|---|------------------------|--------------|
|   | Departments of State only               | Other monitored bodies | TOTAL        |
| <b>Total number of requests where one or more exemptions or exceptions were applied</b>               | <b>847</b>                              | <b>1,063</b>           | <b>1,910</b> |
| <b>Number of requests where each exemption (listed in Part II of Fol Act<sup>2</sup>) was applied</b> |   |                        |              |
| S(22) - Information intended for future publication   | 102                                     | 10                     | 112          |
| S(23) - Information supplied by, or relating to, bodies dealing with security matters                 | 25                                      | 1                      | 26           |
| S(24) - National security   | 12                                      | 0                      | 12           |
| S(26) - Defence   | 19                                      | 0                      | 19           |
| S(27) - International relations   | 57                                      | 4                      | 61           |
| S(28) - Relations within the United Kingdom   | 1                                       | 0                      | 1            |
| S(29) - The economy   | 10                                      | 0                      | 10           |
| S(30) - Investigations and proceedings conducted by public authorities                                | 7                                       | 218                    | 225          |
| S(31) - Law enforcement   | 39                                      | 113                    | 152          |
| S(32) - Court records, etc  | 23                                      | 8                      | 31           |
| S(33) - Audit functions   | 1                                       | 8                      | 9            |
| S(34) - Parliamentary privilege   | 0                                       | 0                      | 0            |
| S(35) - Formulation of Government policy, etc   | 98                                      | 5                      | 103          |
| S(36) - Prejudice to effective conduct of public affairs  | 49                                      | 10                     | 59           |
| S(37) - Communications with Her Majesty, etc and honours  | 18                                      | 0                      | 18           |
| S(38) - Health and Safety   | 22                                      | 46                     | 68           |
| S(39) - Environmental information   | _3                                      | _3                     | _3           |
| S(40) - Personal information  | 347                                     | 492                    | 839          |
| S(41) - Information provided in confidence  | 42                                      | 108                    | 150          |
| S(42) - Legal professional privilege  | 25                                      | 17                     | 42           |
| S(43) - Commercial interests  | 82                                      | 30                     | 112          |
| S(44) - Prohibitions on disclosure  | 16                                      | 120                    | 136          |
| <b>Number of requests where each exception (listed in Part 3 of EIRs) was applied</b>                 |   |                        |              |
| 3(a) - Exempt personal data   | 13                                      | 7                      | 20           |
| 4(b) - Manifestly unreasonable  | 5                                       | 6                      | 11           |
| 4(c) - Too general  | 1                                       | 0                      | 1            |
| 4(d) - Work in progress / incomplete data   | 3                                       | 1                      | 4            |
| 4(e) - Internal communications  | 22                                      | 1                      | 23           |
| 5(a) - Adverse effect on international relations, defence, national security, public safety           | 1                                       | 0                      | 1            |
| 5(b) - Adverse effect on course of justice or conduct of enquiries                                    | 3                                       | 0                      | 3            |
| 5(c) - Adverse effect on intellectual property rights   | 0                                       | 0                      | 0            |
| 5(d) - Impinges on confidentiality of a public authority's work                                       | 2                                       | 0                      | 2            |
| 5(e) - Impinges on confidentiality of commercial or industrial information                            | 10                                      | 1                      | 11           |
| 5(f) - Adverse effect on interests of person who provided the information                             | 5                                       | 0                      | 5            |
| 5(g) - Adverse effect on protection of environment to which information relates                       | 0                                       | 0                      | 0            |

#### Notes

\* - A full list of monitored bodies is shown in Appendix B. This also includes details of those departments of state whose figures include non-routine information requests received by one or more of their agencies, as well those received by the departments themselves.

1 - "Exemptions" refers to the provisions in Part 2 of the Freedom of Information Act (and the similar "exceptions" in Part 3 of the Environmental Information Regulations) which classify certain types of information as exempt from the release obligations. More than one exemption or exception can apply to a single information request.

2 - The exemption described in section 21 of the Act ("Information accessible ... by other means") is not listed here, because requests falling under this exemption do not meet the formal definition of a "non-routine" request and therefore are not counted in these monitoring statistics.

3 - The exemption listed at section 39 of the Freedom of Information Act ("Environmental Information") effectively states that information requests which fall within the scope of the Environmental Information Regulations (EIRs) should be handled as these Regulations specify. Requests for environmental information which are refused should apply one of the EIR exceptions listed above.

TABLE A

Number of non-routine information requests received by monitored bodies, by quarter, since 1 January 2007

| Government body   | Total requests received |                |                |                |                |                |                |                |                |  |
|---|-------------------------|----------------|----------------|----------------|----------------|----------------|----------------|----------------|----------------|--|
|   | 2007                    |                |                |                | 2008           |                |                |                | 2009           |  |
|   | Q1:<br>Jan-Mar          | Q2:<br>Apr-Jun | Q3:<br>Jul-Sep | Q4:<br>Oct-Dec | Q1:<br>Jan-Mar | Q2:<br>Apr-Jun | Q3:<br>Jul-Sep | Q4:<br>Oct-Dec | Q1:<br>Jan-Mar |  |
| <b>TOTAL for all monitored bodies</b>                     | <b>9,644</b>            | <b>7,988</b>   | <b>7,580</b>   | <b>7,804</b>   | <b>8,429</b>   | <b>8,865</b>   | <b>8,825</b>   | <b>8,764</b>   | <b>10,294</b>  |  |
| <b>TOTAL for Departments of State only</b>                | <b>4,838</b>            | <b>4,084</b>   | <b>3,883</b>   | <b>4,078</b>   | <b>4,526</b>   | <b>4,879</b>   | <b>4,938</b>   | <b>4,818</b>   | <b>6,019</b>   |  |
| <b>TOTAL for other monitored bodies</b>                   | <b>4,806</b>            | <b>3,904</b>   | <b>3,697</b>   | <b>3,726</b>   | <b>3,903</b>   | <b>3,986</b>   | <b>3,887</b>   | <b>3,946</b>   | <b>4,275</b>   |  |
| <b>Departments of State</b>                               |                         |                |                |                |                |                |                |                |                |  |
| Attorney General's Office                                 | 31                      | 10             | 14             | 13             | 12             | 19             | 24             | 23             | 19             |  |
| Cabinet Office  | 181                     | 170            | 130            | 157            | 193            | 212            | 237            | 228            | 274            |  |
| Communities and Local Government                          | 137                     | 119            | 154            | 136            | 150            | 191            | 183            | 174            | 204            |  |
| Department for Business, Enterprise and Regulatory Reform | -                       | -              | 114            | 142            | 135            | 184            | 223            | 195            | 216            |  |
| Department for Children, Schools and Families             | -                       | -              | 98             | 115            | 139            | 162            | 141            | 112            | 217            |  |
| Department for Culture, Media and Sport #                 | 113                     | 113            | 77             | 70             | 106            | 131            | 119            | 110            | 176            |  |
| Department for Education and Skills                       | 158                     | 131            | -              | -              | -              | -              | -              | -              | -              |  |
| Department for Environment, Food and Rural Affairs        | 111                     | 75             | 106            | 100            | 101            | 116            | 121            | 108            | 131            |  |
| Department for Innovation, Universities and Skills        | -                       | -              | 11             | 20             | 22             | 39             | 71             | 59             | 74             |  |
| Department for International Development                  | 49                      | 41             | 47             | 53             | 67             | 101            | 60             | 71             | 80             |  |
| Department for Transport #                                | 483                     | 440            | 482            | 473            | 538            | 518            | 485            | 423            | 586            |  |
| Department for Work and Pensions #                        | 366                     | 308            | 260            | 325            | 298            | 368            | 367            | 436            | 533            |  |
| Department of Energy and Climate Change                   | -                       | -              | -              | -              | -              | -              | -              | 45             | 55             |  |
| Department of Health                                      | 408                     | 311            | 310            | 260            | 329            | 343            | 345            | 332            | 423            |  |
| Department of Trade and Industry                          | 144                     | 114            | -              | -              | -              | -              | -              | -              | -              |  |
| Deputy Prime Minister's Office                            | 2                       | 1              | -              | -              | -              | -              | -              | -              | -              |  |
| Export Credits Guarantee Department                       | 10                      | 11             | 13             | 16             | 7              | 14             | 13             | 20             | 9              |  |
| Foreign and Commonwealth Office                           | 297                     | 249            | 248            | 233            | 286            | 248            | 275            | 210            | 281            |  |
| HM Treasury   | 316                     | 267            | 241            | 268            | 293            | 447            | 324            | 350            | 446            |  |
| Home Office #   | 920                     | 512            | 417            | 420            | 470            | 510            | 509            | 508            | 643            |  |
| Ministry of Defence #                                     | 790                     | 830            | 667            | 739            | 718            | 635            | 685            | 654            | 758            |  |
| Ministry of Justice #^                                    | 222                     | 304            | 455            | 464            | 580            | 542            | 676            | 670            | 757            |  |
| Northern Ireland Office                                   | 54                      | 51             | 25             | 36             | 45             | 50             | 45             | 41             | 65             |  |
| Privy Council Office                                      | 3                       | -              | -              | -              | -              | -              | -              | -              | -              |  |
| Scotland Office   | 25                      | 14             | 8              | 28             | 19             | 38             | 23             | 31             | 58             |  |
| Wales Office  | 18                      | 13             | 6              | 10             | 18             | 11             | 12             | 18             | 14             |  |

**TABLE A continued**

**Number of non-routine information requests received by monitored bodies, by quarter, since 1 January 2007**

| Government body                               | Total requests received |                |                |                |                |                |                |                |                |
|---|-------------------------|----------------|----------------|----------------|----------------|----------------|----------------|----------------|----------------|
|   | 2007                    |                |                |                | 2008           |                |                |                | 2009           |
|   | Q1:<br>Jan-Mar          | Q2:<br>Apr-Jun | Q3:<br>Jul-Sep | Q4:<br>Oct-Dec | Q1:<br>Jan-Mar | Q2:<br>Apr-Jun | Q3:<br>Jul-Sep | Q4:<br>Oct-Dec | Q1:<br>Jan-Mar |
| <b>Other bodies included in monitoring</b>    |                         |                |                |                |                |                |                |                |                |
| Central Office of Information                 | 7                       | 8              | 14             | 13             | 14             | 12             | 9              | 10             | 20             |
| Charity Commission                            | 84                      | 120            | 79             | 106            | 125            | 114            | 128            | 142            | 142            |
| Child Maintenance and Enforcement Commission  | -                       | -              | -              | -              | -              | -              | -              | -              | 33             |
| Crown Prosecution Service                     | 113                     | 87             | 100            | 106            | 102            | 107            | 116            | 111            | 125            |
| Debt Management Office <sup>1</sup>           | 64                      | 66             | 54             | 62             | 67             | 76             | 98             | 92             | 4              |
| Food Standards Agency                         | 42                      | 24             | 26             | 24             | 31             | 27             | 20             | 29             | 28             |
| Health and Safety Executive                   | 1,542                   | 1,355          | 1,531          | 1,471          | 1,584          | 1,742          | 1,559          | 1,574          | 1,711          |
| HM Land Registry                              | 12                      | 17             | 12             | 27             | 17             | 29             | 25             | 24             | 33             |
| HM Revenue and Customs                        | 337                     | 291            | 280            | 303            | 312            | 354            | 316            | 316            | 323            |
| National Archives                             | 1,939                   | 1,376          | 1,026          | 1,064          | 1,004          | 823            | 1,002          | 950            | 1,056          |
| National Savings and Investments              | 22                      | 28             | 32             | 22             | 40             | 36             | 14             | 11             | 33             |
| Office for National Statistics                | 50                      | 33             | 31             | 34             | 24             | 17             | 30             | 27             | 32             |
| Office for Standards in Education             | 200                     | 191            | 188            | 227            | 240            | 259            | 225            | 332            | 318            |
| Office of Fair Trading                        | 97                      | 64             | 96             | 68             | 66             | 86             | 82             | 61             | 79             |
| Office of Gas and Electricity Markets (OFGEM) | 45                      | 45             | 39             | 28             | 46             | 41             | 31             | 28             | 53             |
| Office of Rail Regulation                     | 71                      | 47             | 52             | 31             | 46             | 56             | 50             | 50             | 63             |
| Ordnance Survey                               | 26                      | 32             | 27             | 36             | 33             | 53             | 53             | 44             | 37             |
| Royal Mint                                    | 1                       | 3              | 5              | 2              | 5              | 5              | 4              | 4              | 5              |
| Rural Payments Agency                         | 50                      | 43             | 32             | 29             | 42             | 35             | 25             | 38             | 73             |
| Serious Fraud Office                          | 27                      | 10             | 9              | 4              | 20             | 25             | 10             | 27             | 27             |
| Treasury Solicitor's Department               | 68                      | 48             | 51             | 52             | 79             | 66             | 69             | 61             | 55             |
| Water Services Regulation Authority (OFWAT)   | 9                       | 16             | 13             | 17             | 6              | 23             | 21             | 15             | 25             |

**Notes**

# - Figures supplied by these departments of state count non-routine information requests received by one or more of their agencies, as well those received by the departments themselves. Appendix B gives full details.

^ - Figures for Q1 2007 are for the Department for Constitutional Affairs.

1 - Requests received by the Debt Management Office have been counted on a different basis in the statistics from Q1 2009 onwards compared to earlier periods. Please see Appendix B for more information.

TABLE B

Proportion of non-routine information requests received that were answered "in time", by quarter, since 1 January 2007 (see footnote)

| Government body   | Proportion of requests answered "in time" (see footnote) |                |                |                |                |                |                |                |                |  |
|---|--|----------------|----------------|----------------|----------------|----------------|----------------|----------------|----------------|--|
|   | 2007   |                |                |                | 2008           |                |                |                | 2009           |  |
|   | Q1:<br>Jan-Mar   | Q2:<br>Apr-Jun | Q3:<br>Jul-Sep | Q4:<br>Oct-Dec | Q1:<br>Jan-Mar | Q2:<br>Apr-Jun | Q3:<br>Jul-Sep | Q4:<br>Oct-Dec | Q1:<br>Jan-Mar |  |
| <b>TOTAL for all monitored bodies</b>                     | <b>91%</b>   | <b>91%</b>     | <b>92%</b>     | <b>90%</b>     | <b>89%</b>     | <b>87%</b>     | <b>88%</b>     | <b>87%</b>     | <b>86%</b>     |  |
| <b>TOTAL for Departments of State only</b>                | <b>89%</b>   | <b>88%</b>     | <b>91%</b>     | <b>88%</b>     | <b>86%</b>     | <b>83%</b>     | <b>84%</b>     | <b>81%</b>     | <b>81%</b>     |  |
| <b>TOTAL for other monitored bodies</b>                   | <b>94%</b>   | <b>94%</b>     | <b>92%</b>     | <b>93%</b>     | <b>92%</b>     | <b>92%</b>     | <b>93%</b>     | <b>93%</b>     | <b>95%</b>     |  |
| <b>Departments of State</b>                               |  |                |                |                |                |                |                |                |                |  |
| Attorney General's Office                                 | 81%  | *              | *              | *              | *              | *              | 92%            | 100%           | *              |  |
| Cabinet Office  | 95%  | 98%            | 97%            | 97%            | 96%            | 92%            | 96%            | 95%            | 96%            |  |
| Communities and Local Government                          | 85%  | 85%            | 90%            | 90%            | 87%            | 92%            | 93%            | 92%            | 94%            |  |
| Department for Business, Enterprise and Regulatory Reform | -  | -              | 96%            | 92%            | 93%            | 88%            | 90%            | 77%            | 77%            |  |
| Department for Children, Schools and Families             | -  | -              | 91%            | 94%            | 94%            | 92%            | 92%            | 91%            | 87%            |  |
| Department for Culture, Media and Sport #                 | 76%  | 74%            | 79%            | 70%            | 82%            | 92%            | 95%            | 97%            | 100%           |  |
| Department for Education and Skills                       | 91%  | 92%            | -              | -              | -              | -              | -              | -              | -              |  |
| Department for Environment, Food and Rural Affairs        | 87%  | 81%            | 90%            | 88%            | 88%            | 80%            | 84%            | 99%            | 91%            |  |
| Department for Innovation, Universities and Skills        | -  | -              | *              | *              | 77%            | 64%            | 69%            | 58%            | 66%            |  |
| Department for International Development                  | 41%  | 93%            | 96%            | 81%            | 82%            | 92%            | 93%            | 99%            | 96%            |  |
| Department for Transport #                                | 90%  | 88%            | 92%            | 91%            | 90%            | 87%            | 88%            | 92%            | 90%            |  |
| Department for Work and Pensions #                        | 91%  | 88%            | 92%            | 79%            | 70%            | 56%            | 62%            | 75%            | 77%            |  |
| Department of Energy and Climate Change                   | -  | -              | -              | -              | -              | -              | -              | 71%            | 84%            |  |
| Department of Health                                      | 93%  | 88%            | 93%            | 91%            | 93%            | 89%            | 91%            | 83%            | 89%            |  |
| Department of Trade and Industry                          | 95%  | 83%            | -              | -              | -              | -              | -              | -              | -              |  |
| Deputy Prime Minister's Office                            | *  | *              | -              | -              | -              | -              | -              | -              | -              |  |
| Export Credits Guarantee Department                       | *  | *              | *              | *              | *              | *              | *              | *              | *              |  |
| Foreign and Commonwealth Office                           | 98%  | 98%            | 98%            | 97%            | 98%            | 98%            | 99%            | 94%            | 96%            |  |
| HM Treasury   | 97%  | 93%            | 94%            | 97%            | 99%            | 100%           | 99%            | 100%           | 99%            |  |
| Home Office #   | 86%  | 88%            | 88%            | 88%            | 84%            | 83%            | 82%            | 78%            | 73%            |  |
| Ministry of Defence #                                     | 87%  | 86%            | 89%            | 85%            | 86%            | 82%            | 86%            | 82%            | 66%            |  |
| Ministry of Justice #^                                    | 86%  | 91%            | 90%            | 88%            | 71%            | 65%            | 63%            | 51%            | 60%            |  |
| Northern Ireland Office                                   | 85%  | 98%            | 88%            | 83%            | 81%            | 84%            | 93%            | 95%            | 97%            |  |
| Privy Council Office                                      | *  | -              | -              | -              | -              | -              | -              | -              | -              |  |
| Scotland Office   | 84%  | *              | *              | 79%            | *              | 89%            | 96%            | 68%            | 53%            |  |
| Wales Office  | *  | *              | *              | *              | *              | *              | *              | *              | *              |  |

**TABLE B continued**

**Proportion of non-routine information requests received that were answered "in time", by quarter, since 1 January 2007 (see footnote)**

| Government body                               | Proportion of requests answered "in time" (see footnote) |                |                |                |                |                |                |                |                |   |
|---|--|----------------|----------------|----------------|----------------|----------------|----------------|----------------|----------------|---|
|   | 2007   |                |                |                | 2008           |                |                |                | 2009           |   |
|   | Q1:<br>Jan-Mar   | Q2:<br>Apr-Jun | Q3:<br>Jul-Sep | Q4:<br>Oct-Dec | Q1:<br>Jan-Mar | Q2:<br>Apr-Jun | Q3:<br>Jul-Sep | Q4:<br>Oct-Dec | Q1:<br>Jan-Mar |   |
| <b>Other bodies included in monitoring</b>    |  |                |                |                |                |                |                |                |                |   |
| Central Office of Information                 | *  | *              | *              | *              | *              | *              | *              | *              | *              | * |
| Charity Commission                            | 98%  | 99%            | 96%            | 97%            | 90%            | 97%            | 98%            | 95%            | 99%            |   |
| Child Maintenance and Enforcement Commission  | -  | -              | -              | -              | -              | -              | -              | -              | 36%            |   |
| Crown Prosecution Service                     | 100%   | 99%            | 100%           | 100%           | 99%            | 100%           | 97%            | 100%           | 99%            |   |
| Debt Management Office <sup>1</sup>           | 100%   | 100%           | 100%           | 100%           | 100%           | 100%           | 100%           | 100%           | *              |   |
| Food Standards Agency                         | 100%   | 96%            | 100%           | 100%           | 100%           | 100%           | *              | 100%           | 100%           |   |
| Health and Safety Executive                   | 88%  | 90%            | 90%            | 91%            | 90%            | 92%            | 91%            | 91%            | 94%            |   |
| HM Land Registry                              | *  | *              | *              | 100%           | *              | 97%            | 96%            | 88%            | 94%            |   |
| HM Revenue and Customs                        | 86%  | 81%            | 78%            | 71%            | 77%            | 77%            | 79%            | 87%            | 88%            |   |
| National Archives +                           | 98%  | 98%            | 95%            | 99%            | 96%            | 97%            | 95%            | 96%            | 98%            |   |
| National Savings and Investments              | 95%  | 100%           | 100%           | 95%            | 100%           | 94%            | *              | *              | 94%            |   |
| Office for National Statistics                | 88%  | 91%            | 90%            | 94%            | 96%            | *              | 97%            | 96%            | 91%            |   |
| Office for Standards in Education             | 98%  | 94%            | 95%            | 93%            | 95%            | 95%            | 96%            | 96%            | 98%            |   |
| Office of Fair Trading                        | 95%  | 91%            | 93%            | 97%            | 94%            | 97%            | 100%           | 98%            | 96%            |   |
| Office of Gas and Electricity Markets (OFGEM) | 96%  | 96%            | 95%            | 93%            | 89%            | 100%           | 97%            | 86%            | 91%            |   |
| Office of Rail Regulation                     | 99%  | 98%            | 98%            | 97%            | 98%            | 96%            | 100%           | 98%            | 97%            |   |
| Ordnance Survey                               | 92%  | 94%            | 85%            | 83%            | 88%            | 85%            | 83%            | 93%            | 95%            |   |
| Royal Mint                                    | *  | *              | *              | *              | *              | *              | *              | *              | *              |   |
| Rural Payments Agency                         | 84%  | 88%            | 84%            | 79%            | 76%            | 77%            | 92%            | 84%            | 97%            |   |
| Serious Fraud Office                          | 100%   | *              | *              | *              | *              | 92%            | *              | 100%           | 85%            |   |
| Treasury Solicitor's Department               | 100%   | 100%           | 100%           | 96%            | 99%            | 100%           | 99%            | 100%           | 98%            |   |
| Water Services Regulation Authority (OFWAT)   | *  | *              | *              | *              | *              | 87%            | 100%           | *              | 56%            |   |

# - Figures supplied by these departments of state count non-routine information requests received by one or more of their agencies, as well those received by the departments themselves. Appendix B gives full details.

\* - These percentages are not shown because the number of qualifying requests is 20 or fewer.

^ - Figures for Q1 2007 are for the Department for Constitutional Affairs.

+ - Although the standard statutory deadline for responding to an information request is 20 working days, a 30-day deadline applies where requests relate wholly or partly to archived information. The National Archives' timeliness figures are therefore reported on this basis.

1 - Requests received by the Debt Management Office have been counted on a different basis in the statistics from Q1 2009 onwards compared to earlier periods. Please see Appendix B for more information.

**Notes**

A request is "in time" if it was answered within the statutory response deadline, or within a permitted extension to this deadline.

Permitted extensions include:

Requests where the 20-day deadline for response under the Freedom of Information Act is extended to allow for consideration of the balance of the public interest.

Requests where the 20-day deadline for response under the Environmental Information Regulations is extended because of the complexity or volume of the request.

Requests "on hold" or "lapsed" are those where a fee has been charged but no payment has been received. These requests are effectively suspended since public authorities are not obliged to respond until payment has been made. They are therefore excluded from this calculation.

TABLE C

Proportion of resolvable non-routine information requests received that were granted in full, by quarter, since 1 January 2007 (see footnote)

| Government body   | Proportion of requests granted in full |                |                |                |                |                |                |                |                |  |
|---|--|----------------|----------------|----------------|----------------|----------------|----------------|----------------|----------------|--|
|   | 2007                                   |                |                |                | 2008           |                |                |                | 2009           |  |
|   | Q1:<br>Jan–Mar                         | Q2:<br>Apr–Jun | Q3:<br>Jul–Sep | Q4:<br>Oct–Dec | Q1:<br>Jan–Mar | Q2:<br>Apr–Jun | Q3:<br>Jul–Sep | Q4:<br>Oct–Dec | Q1:<br>Jan–Mar |  |
| <b>TOTAL for all monitored bodies</b>                     | <b>63%</b>                             | <b>61%</b>     | <b>58%</b>     | <b>60%</b>     | <b>58%</b>     | <b>59%</b>     | <b>57%</b>     | <b>57%</b>     | <b>56%</b>     |  |
| <b>TOTAL for Departments of State only</b>                | <b>58%</b>                             | <b>59%</b>     | <b>57%</b>     | <b>60%</b>     | <b>57%</b>     | <b>57%</b>     | <b>56%</b>     | <b>55%</b>     | <b>55%</b>     |  |
| <b>TOTAL for other monitored bodies</b>                   | <b>68%</b>                             | <b>63%</b>     | <b>58%</b>     | <b>60%</b>     | <b>59%</b>     | <b>61%</b>     | <b>59%</b>     | <b>59%</b>     | <b>59%</b>     |  |
| <b>Departments of State</b>                               |  |                |                |                |                |                |                |                |                |  |
| Attorney General's Office                                 | 4%                                     | *              | *              | *              | *              | *              | *              | *              | *              |  |
| Cabinet Office  | 35%                                    | 35%            | 30%            | 29%            | 25%            | 25%            | 31%            | 23%            | 27%            |  |
| Communities and Local Government                          | 65%                                    | 71%            | 60%            | 61%            | 62%            | 57%            | 64%            | 78%            | 68%            |  |
| Department for Business, Enterprise and Regulatory Reform | -                                      | -              | 42%            | 45%            | 40%            | 40%            | 39%            | 25%            | 31%            |  |
| Department for Children, Schools and Families             | -                                      | -              | 70%            | 68%            | 59%            | 76%            | 63%            | 72%            | 69%            |  |
| Department for Culture, Media and Sport #                 | 45%                                    | 45%            | 55%            | 47%            | 63%            | 55%            | 60%            | 56%            | 60%            |  |
| Department for Education and Skills                       | 66%                                    | 67%            | -              | -              | -              | -              | -              | -              | -              |  |
| Department for Environment, Food and Rural Affairs        | 79%                                    | 55%            | 46%            | 64%            | 66%            | 60%            | 65%            | 75%            | 66%            |  |
| Department for Innovation, Universities and Skills        | -                                      | -              | *              | *              | *              | 66%            | 62%            | 75%            | 65%            |  |
| Department for International Development                  | 56%                                    | 57%            | 51%            | 64%            | 63%            | 67%            | 72%            | 89%            | 66%            |  |
| Department for Transport #                                | 77%                                    | 74%            | 71%            | 67%            | 73%            | 71%            | 69%            | 73%            | 76%            |  |
| Department for Work and Pensions #                        | 82%                                    | 83%            | 83%            | 83%            | 73%            | 73%            | 68%            | 77%            | 67%            |  |
| Department of Energy and Climate Change                   | -                                      | -              | -              | -              | -              | -              | -              | 39%            | 36%            |  |
| Department of Health                                      | 67%                                    | 65%            | 62%            | 63%            | 70%            | 74%            | 73%            | 65%            | 68%            |  |
| Department of Trade and Industry                          | 47%                                    | 39%            | -              | -              | -              | -              | -              | -              | -              |  |
| Deputy Prime Minister's Office                            | *                                      | *              | -              | -              | -              | -              | -              | -              | -              |  |
| Export Credits Guarantee Department                       | *                                      | *              | *              | *              | *              | *              | *              | *              | *              |  |
| Foreign and Commonwealth Office                           | 31%                                    | 26%            | 26%            | 34%            | 34%            | 31%            | 35%            | 25%            | 28%            |  |
| HM Treasury   | 41%                                    | 21%            | 27%            | 35%            | 33%            | 46%            | 46%            | 48%            | 41%            |  |
| Home Office #   | 40%                                    | 51%            | 58%            | 49%            | 46%            | 51%            | 44%            | 47%            | 40%            |  |
| Ministry of Defence #                                     | 68%                                    | 68%            | 68%            | 73%            | 70%            | 66%            | 67%            | 59%            | 59%            |  |
| Ministry of Justice #^                                    | 41%                                    | 41%            | 39%            | 45%            | 31%            | 33%            | 37%            | 33%            | 40%            |  |
| Northern Ireland Office                                   | 28%                                    | 62%            | *              | 46%            | 42%            | 41%            | 57%            | 48%            | 65%            |  |
| Privy Council Office                                      | *                                      | -              | -              | -              | -              | -              | -              | -              | -              |  |
| Scotland Office   | *                                      | *              | *              | 81%            | *              | 42%            | *              | 54%            | 59%            |  |
| Wales Office  | *                                      | *              | *              | *              | *              | *              | *              | *              | *              |  |

**TABLE C continued**

**Proportion of resolvable non-routine information requests received that were granted in full, by quarter, since 1 January 2007 (see footnote)**

| Government body                               | Proportion of requests granted in full |                |                |                |                |                |                |                |                |
|---|--|----------------|----------------|----------------|----------------|----------------|----------------|----------------|----------------|
|   | 2007                                   |                |                |                | 2008           |                |                |                | 2009           |
|   | Q1:<br>Jan-Mar                         | Q2:<br>Apr-Jun | Q3:<br>Jul-Sep | Q4:<br>Oct-Dec | Q1:<br>Jan-Mar | Q2:<br>Apr-Jun | Q3:<br>Jul-Sep | Q4:<br>Oct-Dec | Q1:<br>Jan-Mar |
| <b>Other bodies included in monitoring</b>    |  |                |                |                |                |                |                |                |                |
| Central Office of Information                 | *                                      | *              | *              | *              | *              | *              | *              | *              | *              |
| Charity Commission                            | 55%                                    | 53%            | 51%            | 61%            | 66%            | 44%            | 51%            | 60%            | 65%            |
| Child Maintenance and Enforcement Commission  | -                                      | -              | -              | -              | -              | -              | -              | -              | 69%            |
| Crown Prosecution Service                     | 44%                                    | 59%            | 31%            | 26%            | 46%            | 36%            | 33%            | 48%            | 56%            |
| Debt Management Office <sup>1</sup>           | 100%                                   | 100%           | 100%           | 100%           | 100%           | 100%           | 100%           | 100%           | *              |
| Food Standards Agency                         | 34%                                    | 43%            | 48%            | 32%            | 45%            | 52%            | *              | 19%            | 36%            |
| Health and Safety Executive                   | 52%                                    | 52%            | 48%            | 46%            | 49%            | 50%            | 54%            | 55%            | 51%            |
| HM Land Registry                              | *                                      | *              | *              | 100%           | *              | 93%            | 96%            | 95%            | 97%            |
| HM Revenue and Customs                        | 43%                                    | 47%            | 47%            | 55%            | 50%            | 53%            | 56%            | 63%            | 67%            |
| National Archives                             | 89%                                    | 84%            | 78%            | 82%            | 77%            | 85%            | 67%            | 64%            | 71%            |
| National Savings and Investments              | *                                      | 91%            | 92%            | *              | 92%            | 81%            | *              | *              | 94%            |
| Office for National Statistics                | 21%                                    | 48%            | 50%            | 57%            | *              | *              | 64%            | *              | 63%            |
| Office for Standards in Education             | 38%                                    | 44%            | 38%            | 45%            | 47%            | 60%            | 44%            | 48%            | 45%            |
| Office of Fair Trading                        | 45%                                    | 48%            | 42%            | 33%            | 25%            | 27%            | 17%            | 20%            | 22%            |
| Office of Gas and Electricity Markets (OFGEM) | 63%                                    | 52%            | 58%            | *              | 64%            | 77%            | *              | *              | 62%            |
| Office of Rail Regulation                     | 88%                                    | 78%            | 62%            | 65%            | 83%            | 75%            | 68%            | 69%            | 78%            |
| Ordnance Survey                               | 85%                                    | 65%            | 67%            | 78%            | 85%            | 80%            | 84%            | 72%            | 63%            |
| Royal Mint                                    | *                                      | *              | *              | *              | *              | *              | *              | *              | *              |
| Rural Payments Agency                         | 70%                                    | 41%            | *              | 57%            | 57%            | 53%            | *              | 72%            | 68%            |
| Serious Fraud Office                          | 30%                                    | *              | *              | *              | *              | *              | *              | *              | *              |
| Treasury Solicitor's Department               | 96%                                    | 100%           | 93%            | 94%            | 68%            | 74%            | 75%            | 67%            | 29%            |
| Water Services Regulation Authority (OFWAT)   | *                                      | *              | *              | *              | *              | *              | *              | *              | 73%            |

# - Figures supplied by these departments of state count non-routine information requests received by one or more of their agencies, as well those received by the departments themselves. Appendix B gives full details.

\* - These percentages are not shown because the number of qualifying requests is 20 or fewer.

^ - Figures for Q1 2007 are for the Department for Constitutional Affairs.

1 - Requests received by the Debt Management Office have been counted on a different basis in the statistics from Q1 2009 onwards compared to earlier periods. Please see Appendix B for more information.

**Notes**  
 "Resolvable requests" are all those where it would have been possible to provide a substantive response. They exclude requests which are lapsed or "on-hold", where the information was not held, and where it was necessary to provide advice and assistance to the requester, since in each of these cases it would not have been possible to resolve the request in the form it was asked.

## Appendix A – Important note on the scope and consistency of the statistics

### Defining the scope of Freedom of Information monitoring

Section 1 of the Freedom of Information Act 2000 (Fol) states that (subject to certain conditions):

“Any person making a request for information to a public authority is entitled—

(a) to be informed in writing by the public authority whether it holds information of the description specified in the request, and

(b) if that is the case, to have that information communicated to him”

Regulation 5 of the Environmental Information Regulations 2004 states that (subject to certain conditions):

“A public authority that holds environmental information shall make it available on request.”

Following their introduction on 1 January 2005, the above provisions apply to all relevant requests for information made to public authorities, no matter how routine and straightforward they may be.

Government departments supply large amounts of information, both on request and proactively, as an established and routine part of their business. This includes information released in the form of leaflets, correspondence exchanges, reports and other published material, and through websites and departmental Fol Publication Schemes. All information released on request is covered by the Freedom of Information Act. However, it would be both uninformative and fundamentally unfeasible to count all such activity in departmental Freedom of Information monitoring returns.

The statistics in this bulletin therefore relate only to **the “non-routine” information requests** that government departments have received. Essentially, this means that departments’ statistics should only count those requests where:

1. it was necessary to take a considered view on how to handle the request under the terms of the Freedom of Information Act, and
2. departmental Freedom of Information officer(s) were informed of the request and logged it in their case management systems.

## Defining a request

The full definition of an “information request” for the purposes of inclusion in the Ministry of Justice’s monitoring returns is shown below. This definition was circulated to members of the central government “Freedom of Information Practitioners’ Group” in November 2004.

“[An information request for monitoring purposes is one ...]

1. Which meets the criteria in section 8 of the Freedom of Information Act and if the request falls under the Environmental Information Regulations it includes requests made in any form or context, including oral requests; **and**
2. Which is a request for information that is not already reasonably accessible to the applicant by other means; **and**
  - (i) Which results in the release of one or more documents (in any media) or inclusion of extracts of documents in the information released; **or**
  - (ii) Results in information being withheld under an exemption or exception from the right of access (either the Freedom of Information Act or the Environmental Information Regulations); **or**
  - (iii) The request is not processed because the department estimates the cost of complying would exceed the appropriate limit in accordance with section 12 of the Freedom of Information Act; **or**
  - (iv) The request is not processed because the department is relying on the provisions of section 14 of the Freedom of Information Act; **or**
  - (v) Where a search is made for information sought in the request and it is found that none is held.”

## Consistency of the statistics

It is necessary to apply a definition of this sort in order to set a clear boundary to the coverage of our monitoring, and thereby obtain meaningful information from the process. The definition shown above has been widely disseminated to Freedom of Information officers in government and we have tried to ensure that it is applied consistently across all monitored bodies.

However, there is considerable variation in the way these bodies are structured and managed, and in the mechanisms that they have put in place to meet their obligations under the Freedom of Information Act. For example, some bodies operate a centralised Freedom of Information secretariat that co-ordinates responses to all information requests received. Others give a greater degree of autonomy to individual work areas in the handing of information requests.

As a result of these differences, **there is likely to be a degree of inconsistency** in the way in which bodies have interpreted and applied the definition of an “information request” for monitoring purposes. Although we cannot estimate the extent or effect of the likely inconsistency, it is very important to bear in mind when using the figures in this bulletin, particularly when comparing statistics for individual bodies.

**In summary, it is important to note that:**

- (i) These statistics only cover “non-routine” information requests, and do not give a representative picture of all requests for information received in government.**
- (ii) There is likely to be a degree of inconsistency between monitored bodies’ interpretations of the definition of an “information request” for monitoring purposes. This should be borne in mind when using these statistics.**

## Appendix B – Government bodies included in these statistics

The statistics in this bulletin have been derived from monitoring returns completed by Freedom of Information officers in government departments during May 2009. This is the latest set of quarterly Freedom of Information statistics to be published by the Ministry of Justice (MoJ), the government department which now has lead responsibility for the Freedom of Information Act 2000. The first eight bulletins in this series were published by the Department for Constitutional Affairs.

The formal monitoring work covers a total of 44 government bodies, including all major departments of state (i.e. Ministerial departments).

The monitored bodies which are not departments of state nonetheless have significant policymaking, regulatory or information-handling functions. As far as possible, this list includes major non-Ministerial Government Departments (NMGDs) and excludes Executive Agencies, although these classifications are not mutually exclusive and periodic “Machinery of Government” changes make it difficult to define the list precisely.

### **Coverage within the UK**

The Freedom of Information Act 2000 applies in England, Wales and Northern Ireland. The Northern Ireland Office and the Wales Office are included in these statistics. However, we have not collected formal monitoring data from the National Assembly for Wales, or from the bodies that make up the Northern Ireland Civil Service.

The Freedom of Information (Scotland) Act 2002 applies in Scotland. This legislation lies outside the scope of the monitoring work on which this bulletin is based. However, the Scotland Office has been included here because, although it deals with matters relating to Scotland, it is based in England and hence falls under the scope of the Freedom of Information Act 2000 rather than the corresponding Scottish legislation.

The following is a full list of the bodies covered by the monitoring statistics in the first quarter of 2009.

### **Departments of State**

- Attorney General’s Office
- Cabinet Office
- Communities and Local Government
- Department for Business, Enterprise and Regulatory Reform
- Department for Children, Schools and Families
- Department for Culture, Media and Sport
- Department for Environment, Food and Rural Affairs
- Department for Innovation, Universities and Skills
- Department for International Development

Department for Transport  
Department for Work and Pensions  
Department of Energy and Climate Change  
Department of Health  
Export Credits Guarantee Department  
Foreign and Commonwealth Office  
HM Treasury  
Home Office  
Ministry of Defence  
Ministry of Justice  
Northern Ireland Office  
Scotland Office  
Wales Office

### **Other monitored bodies**

Central Office of Information  
Charity Commission  
Child Maintenance and Enforcement Commission  
Crown Prosecution Service  
Debt Management Office  
Food Standards Agency  
Health and Safety Executive and Commission  
HM Land Registry  
HM Revenue and Customs  
National Archives  
National Savings and Investments  
Office for National Statistics  
Office for Standards in Education (OFSTED)  
Office of Fair Trading  
Office of Gas and Electricity Markets (OFGEM)  
Office of Rail Regulation  
Ordnance Survey  
Royal Mint  
Rural Payments Agency  
Serious Fraud Office  
Treasury Solicitor's Department  
Water Services Regulation Authority (OFWAT)

### **Notes**

1. The following departmental changes occurred between the beginning of January 2007 and the end of March 2009, the period covered by the in-year performance and volume tables (Tables A, B and C) in this bulletin.

On 2 April 2007, the functions of the **Privy Council Office (PCO)** were split between the Cabinet Office and the Department for Constitutional Affairs (now the Ministry of Justice). No separate monitoring statistics have therefore been collected for the PCO from Q2 of 2007 onwards.

On 9 May 2007, the **Ministry of Justice (MoJ)** was created, assuming the responsibilities of the former Department for Constitutional Affairs (DCA), as well as the National Offender Management Service (NOMS) and the Office for Criminal Justice Reform (OCJR) from the Home

Office. The statistics for MoJ comprise information requests received by the DCA prior to 9 May 2007 and requests received by all parts of MoJ since that date. Information requests received by NOMS and OCJR prior to the transfer of responsibilities on 9 May 2007 have been counted under the Home Office, of which they were a part at the time the request was initially received.

Requests relating to the Deputy Prime Minister received up to 28 June 2007 are counted against the **Deputy Prime Minister's Office (DPMO)**, which was abolished on that date.

Three new departments of state were created on 28 June 2007. These were the **Department for Children, Schools and Families (DCSF)**, the **Department for Innovation, Universities and Skills (DIUS)**, and the **Department for Business, Enterprise and Regulatory Reform (BERR)**. They replaced the Department for Education and Skills (DfES) and the Department of Trade and Industry (DTI). In the Q2 2007 statistics, information requests received by DCSF and DIUS on 28 and 29 June 2007, the last two working days of the quarter, were counted under the figures for DfES. Requests to BERR on these last two days of Q2 2007 were counted under the figures for DTI. The three new departments have been separately identified in the statistics since Q3 2007.

The **Department of Energy and Climate Change (DECC)** was created on 3 October 2008, bringing together responsibilities previously held by BERR and the Department for Environment, Food and Rural Affairs (Defra). The Q4 2008 figures for DECC relate to information requests received by the department between 3 October 2008 and 31 December 2008. Information requests relating to these responsibilities received on 1 and 2 October are counted under BERR or Defra as appropriate.

The **Child Maintenance and Enforcement Commission (CMEC)** was created in October 2008, and has assumed responsibility for the Child Support Agency (CSA), previously an executive agency of the Department for Work and Pensions (DWP) whose requests were included within the DWP statistics. Requests to CMEC in Q4 2008 were included under the figures for DWP. Requests to CMEC are separately identified for the first time in the Q1 2009 statistics.

2. Cabinet Office figures include requests that were addressed to 10 Downing Street.
3. The statistics on requests received by the Debt Management Office (DMO) have been counted on a different basis in Q1 2009 compared to earlier quarters. It has been identified that the figures for 2008 and earlier years included a significant number of public enquiries which do not fall under the definition of "non-routine" used for these monitoring statistics. From Q1 2009 onwards, the DMO's figures only report on "non-routine" information requests as required, but it has not been possible to revise figures for previous quarters. This definitional

4. The figures provided by a number of Departments of State count the non-routine information requests received by one or more of their agencies, as well those received by the departments themselves. The departments and agencies affected are shown below.

Department for Transport

Figures include requests received by the following agencies:

- Driving Standards Agency
- Driver and Vehicle Licensing Agency
- Highways Agency
- Marine and Coastguard Agency
- Vehicle Certification Agency
- Vehicle and Operator Services Agency

Department for Work and Pensions

Figures include requests received by the following agencies:

- Appeals Agency
- Disability Carers Service
- Jobcentre plus
- Pension Service
- Rent Service

Department for Culture Media and Sport

Figures include requests received by the Royal Parks Agency.

Home Office

From 2006 onwards, figures include requests received by the Criminal Records Bureau, the Borders and Immigration Agency, and the UK Passport Service. The latter agency was absorbed within the Identity and Passport Service from 1 April 2006. Previously-supplied figures for the year 2005 only included requests received by the Home Office itself.

Ministry of Defence

Figures include requests received by the following agencies:

- ABRO (Army Base Repair Organisation) (Trading Fund)
- Armed Forces Personnel Administration Agency
- Army Training and Recruiting Agency
- British Forces Post Office
- Defence Analytical Services Agency
- Defence Aviation Repair Agency (Trading Fund)
- Defence Bills Agency
- Defence Communications Services Agency

Defence Estates  
Defence Medical Education and Training Agency  
Defence Procurement Agency  
Defence Science and Technology Laboratory (Trading Fund)  
Defence Storage and Distribution Agency  
Defence Transport and Movements Agency  
Defence Vetting Agency  
Disposal Services Agency  
Duke of York's Royal Military School  
Met Office (Trading Fund)  
Ministry of Defence Police and Guarding Agency  
Naval Recruiting and Training Agency  
Pay and Personnel Agency  
RAF Training Group Defence Agency  
Service Children's Education  
UK Hydrographic Office (Trading Fund)  
Veterans Agency

Ministry of Justice

Figures include requests received by HM Court Service where they were referred to the department's Data Access and Compliance Unit.

## Explanatory notes

1. The statistics in this bulletin relate to the handling by central government bodies of information requests received under the Freedom of Information Act 2000 (Fol Act) and the Environmental Information Regulations 2004 (EIRs). They are collected and published by the Ministry of Justice (MoJ), with assistance from Freedom of Information officers across central government.
2. The Fol Act received Royal Assent on 30 November 2000. Under the Act, anybody may request information from a public authority which has functions in England, Wales and/or Northern Ireland. The Act confers two statutory rights on applicants:
  - To be told whether or not the public authority holds that information; and if so,
  - To have that information communicated to them.

These statutory rights came into force on 1 January 2005. The MoJ is the lead department responsible for the Fol Act. Further information is available at:

[www.foi.gov.uk/index.htm](http://www.foi.gov.uk/index.htm)

3. The (amended) EIRs also came into force on 1 January 2005, to coincide with the Fol Act. They clarify and extend previous rights to environmental information held by public authorities. The Department for Environment, Food and Rural Affairs (Defra) is the lead department responsible for the EIRs. Further information is available from their website at:  
  
[www.defra.gov.uk/corporate/opengov/eir/index.htm](http://www.defra.gov.uk/corporate/opengov/eir/index.htm)
4. These statistics are derived from monitoring returns submitted to MoJ in May 2009. They relate to information requests received during the period 1 January to 31 March 2009. The collection of monitoring data began on the 21st working day after the last day of this period (i.e. on 1 May 2009), since 20 working days is the statutory deadline for public authorities to respond to information requests under both the Fol Act and the EIRs.
5. Only “non-routine” information requests are counted in these statistics. Important notes on the scope and consistency of these statistics are given in **Appendix A**.
6. These statistics cover a total of 44 central government bodies. At the commencement of the Act in January 2005 there were 43 bodies covered by the monitoring statistics, but the precise number can change from time to time due to “Machinery of Government” changes. A full list of the monitored bodies in Q1 2009 is shown in **Appendix B**.

7. This is the seventeenth quarterly statistical bulletin on the implementation of the FoI Act. This publication has been prepared jointly by the Constitution and Access to Justice Analytical Services division and the Information Directorate of the Ministry of Justice.

### **Symbols and conventions**

The following symbols have been used throughout the tables in this bulletin:

- = Not applicable  
0 = Nil

### **Contact points for further information**

Press enquires on the implementation of the Freedom of Information Act in a particular government body should be addressed to that body's Press Office.

Press enquiries on the contents of this bulletin should be directed to the Ministry of Justice press office:

**Anna Sinfield**

Tel: 020 3334 3535

Email: [anna.sinfield@justice.gsi.gov.uk](mailto:anna.sinfield@justice.gsi.gov.uk)

Other enquiries about these statistics or queries on the Freedom of Information Act 2000 should be directed to:

Information Directorate

Ministry of Justice

6th Floor

102 Petty France

London

SW1H 9AJ

Tel: 020 3334 3911

Email: [informationrights@justice.gsi.gov.uk](mailto:informationrights@justice.gsi.gov.uk)

General enquiries about the statistical work of the Ministry of Justice can be emailed to: [statistics.enquiries@justice.gsi.gov.uk](mailto:statistics.enquiries@justice.gsi.gov.uk)

General information about the official statistics system of the UK is available from [www.statistics.gov.uk](http://www.statistics.gov.uk)

© Crown copyright  
Produced by the Ministry of Justice

Alternative formats are available on request from  
[statistics.enquiries@justice.gsi.gov.uk](mailto:statistics.enquiries@justice.gsi.gov.uk)